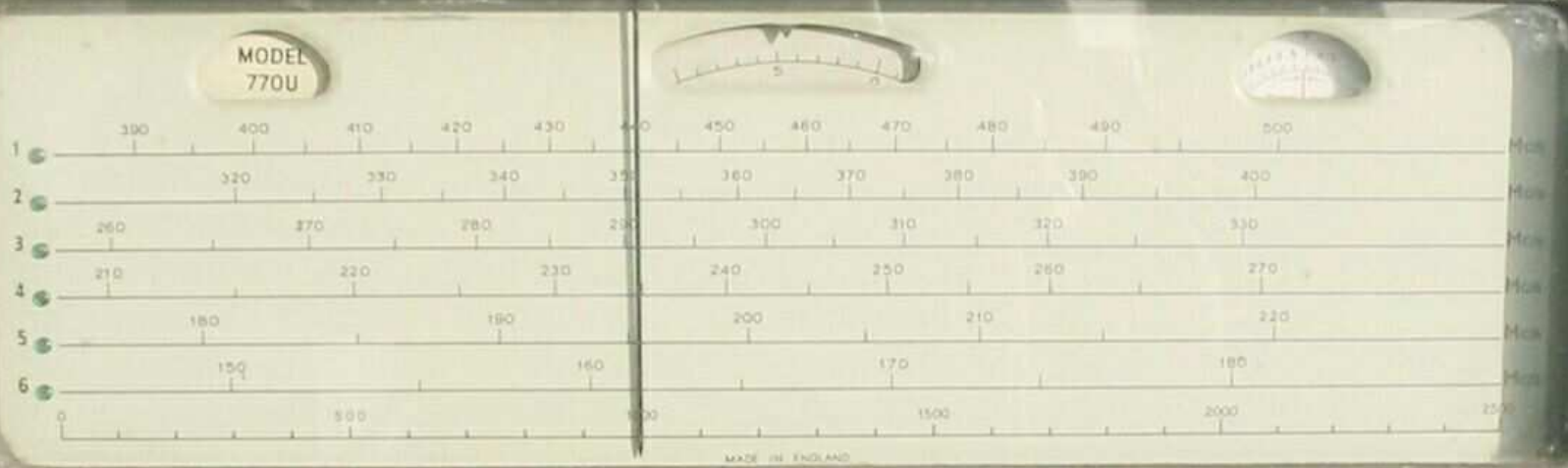


EDDYS


MODEL
770U



A.M. **F.M.** **A.F. GAIN.** **WAVECHANGE.** **TUNING.** **M.L.** **L.F. GAIN.**
ON OFF ON OFF ON OFF

LIMITER GRID. I.F. INPUT **A.V.C.** **L.F. OUT.** **STAND BY.** **MAINS.**
OFF ON OFF ON

SUPPLY



17.5 AMP. EXTERNAL POW. SUPPLIES.

FUSES

A.C. MAINS INPUT

This panel contains a fuse holder with two slots, a switch, and a circular connector. The text '17.5 AMP. EXTERNAL POW. SUPPLIES.' is at the top, 'FUSES' is in the middle, and 'A.C. MAINS INPUT' is at the bottom with an arrow pointing to the bottom-left terminal.

OUTPUT.

600Ω

2.5Ω


This panel features four circular terminals. A bracket above the top two terminals is labeled '600Ω', and the text 'OUTPUT.' is centered above the bracket. The text '2.5Ω' is located below the bottom two terminals.


EARTH

AUDIO INPUT

This panel includes a circular connector, a screw terminal, and a BNC connector. The text 'EARTH' is positioned above the circular connector, and 'AUDIO INPUT' is positioned above the BNC connector.







-NOTE-
MAINS INPUT
VOLTAGE
IS SET AT
240
VOLTS AC
40-60 ~

ZERO A.M.

CENTRE

RD
D.V.

